




FreshWater®
Salt System Ready



100% Filtration
SilentFlo Circulation



Moto-Massage® DX



Super Energy
Efficient



Wireless Remote



Polymer Substructure
& Base Pan

HIGHLIFE® COLLECTION

ARIA™



*Shown with Alpine White Shell and
Linen Cabinet*

| | | | |
|---------------|----------------|-------------|--------------|
| People | Seating | Jets | Power |
| 5 Seats | Lounge | 42 Jets | 20 amp |


Size
221 × 221 × 91 cm

Water Care
FreshWater® Salt System Ready


ARIA™




SHELL COLOURS



CABINET COLOURS



COVER COLOURS



CABINET AND SHELL COLOUR OPTIONS*

| Cabinet Colours | Java | Charcoal | Blackwood | Linen | Brushed Nickel |
|-----------------|---|--|--------------------------------------|---|--------------------------------------|
| Shell Colours | Alpine White Ice Grey Ivory Tuscan Sun Pebble | Alpine White Ice Grey Platinum Tuscan Sun Pebble | Alpine White Ice Grey Platinum | Alpine White Ivory Tuscan Sun Pebble | Alpine White Ice Grey Platinum |

LEGENDARY MASSAGE

42 Personalised-Control Jets

- 2 Moto-Massage® Seats
- Soothing Stream™ Seat
- Precision™ Jet Seat

EASY WATER CARE

| | |
|--------------------------|--|
| Water Care System | FreshWater® Salt System Ready |
| Filtration System | 100% no-bypass filtration, top loading Tri-X® filters, 30 m² effective filtration area |

LEADING ENERGY EFFICIENCY

| | |
|-------------------------|---|
| Jet Pump 1 | WaveMaster® 9000; One-speed, 2.5 HP Continuous Duty, 5.2 HP Breakdown Torque |
| Jet Pump 2 | WaveMaster® 9200; Two-speed, 2.5 HP Continuous Duty, 5.2 HP Breakdown Torque |
| Circulation Pump | SilentFlo 5000™ for quiet, continuous filtration |
| Heater | Titanium No-Fault™ 1,500 W / 230 V |
| Insulation | Multiple Layers of Foam Insulation; Certified to California Energy Commission (CEC) and APSP 14 energy efficiency standards for portable spas |
| Cover | 9 to 6 cm tapered, 32 kg/m³ density foam core, with hinge seal |

SIZE

| | |
|-------------------|-------------------|
| Dimensions | 221 × 221 × 91 cm |
|-------------------|-------------------|

CAPACITY

| | |
|-------------------------|-------------------------------|
| Seating Capacity | 5 seats with lounge |
| Water Capacity | 1,400 litres |
| Weight | 310 kg dry; 2,110 kg filled** |

ADDITIONAL FEATURES

| | |
|-----------------------------|---|
| Smart Spa Technology | Hot Spring Spas App, Powered by the Connected Spa Kit |
| Water Feature | BellaFontana® with 3 illuminated arcs of water |
| Cover Lifters | CoverCradle™, CoverCradle II, Lift 'n Glide™, or UpRite™ |
| Steps | Steps are available to match cabinet colours |
| Entertainment | Bluetooth® Wireless Sound System (Optional) |
| Control System | IQ 2020™ with wireless remote control 230 V / 20 amp, 50 Hz |
| Lighting System | Luminescence™ multi-colour four-zone |
| Cooling System | CoolZone® (Optional) |

*No special orders or shell substitutions available. Actual colours and products may vary from print representation. See dealer to verify.
**Includes water and 5 adults weighing 80 kg each..